





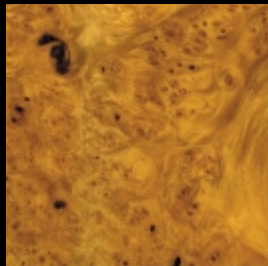
Carbon (D)



Italian Pappel Cluster (C)



Walnut (C)



Canadian Maple-Cognac (C)

This is a selection of different wood that fit perfectly to The Loreley and therefore are highly recommended by the designer. Nevertheless any other of our offered veneers can be ordered.

THE ELECTRONIC CROSSOVER

Designed explicitly for use with German Physiks speaker systems, ours is the most uncompromising active crossover ever made. Of dual mono design, this remarkable unit utilizes dual transformers, rectifiers, capacitor banks, and incorporates power supplies larger than then in most consumer amplifiers. Audiophile grade Burr Brown and Analog Devices op amps are used exclusively along with special low ESR filter capacitors. Separate high quality potentiometers are provided for both high and low pass sections in both channels, and the phase of the subwoofer is continuously adjustable over a range of 180 degrees. RCA and XLR connectors are provided at both input and output for both channels and both sections of each channel.

THE LORELEY SPECIFICATIONS

Principle: 2 way speaker system with 4 subwoofer in a sealed cabinet including feed-forward active crossover (balanced and unbalanced) and a 360° surround radiation by the DDD Bendingwave Converter.

Impedance	4 Ohm
Frequency response	18-19.000 Hz
Crossover frequency 2-way active	180 Hz with 12 dB
Power handling (nominal/short term)	3.800/8.200 watts
Dimensions w/h/d in mm	700/1800/1000
Weight - depends on the model -	420 kg
Connectors	4 WBT
Required amplifier	DDD section minimum 200 watts - 4 Ohm
Required amplifier	subwoofer section minimum 350 watts - 4 Ohm
Guarantee	5 Years

Exact conditions of guarantee depend on national legislation.
Please ask your dealer.

lichtblick GmbH - Germany


THE LORELEY

"The Magic Flute"



-Wolfgang Amadeus Mozart • 1791





SADLY, NOT EVERYONE CAN AFFORD A GAUDI, AND OF THOSE WHO CAN, NOT ALL HAVE THE LISTENING SPACE AVAILABLE TO TAP THE FULL POTENTIAL OF THE SYSTEM. FOR THOSE DESIRING A TRULY STELLAR LOUDSPEAKER SYSTEM AT A SIGNIFICANTLY LOWER PRICE POINT AND OCCUPYING A CONSIDERABLY LESS OBTRUSIVE FOOTPRINT, WE OFFER THE LORELEY.

THE LORELEY

Like The Gaudi, The Loreley employs four DDD bending wave drivers per side mounted in a similar line source array, but lacking the motorized positioning feature. A single large bass enclosure per side incorporates four 12" inverted dome drivers of the same model employed on The Gaudi but offering commensurately less total air displacement. Still, with a 3" maximum excursion per driver, the low frequency output of this system is prodigious, exceeding 110dB at 15Hz. Distortion levels are typically a tenth as much as those of conventional 18" subwoofers at comparable outputs, and acceleration and transient response are far superior due to the immense magnetic forces generated by our massive rare earth magnets, and the very high stiffness of the dome diaphragms.

Power compression, the reduction in dynamic range attendant upon heating of the voice coil, is much reduced over conventional woofer cones due to the ultrawide underhung voice coil and tripple magnet structure used in our low frequency drivers. Power handling is correspondingly greatly increased over that of conventional designs. Simply put, the Loreley bass system cannot be overdriven by conventional amplifiers regardless of power rating. Cabinet finish is entirely comparable to that of The Gaudi, and performance approximates the larger system up to quite high listening levels. In smaller listening spaces, The Loreley will more than hold its own against any speaker system at any price.

